



Reliance Worldwide Corporation (UK) Ltd
Worcester Road,
Evesham,
Worcester,
WR11 4RA,
UK

Tel: +44 (0)1386 712 400
Fax: +44 (0)1895 712 401

www.rwc.co.uk

Installation and Maintenance Instructions



Potable Water Manifold



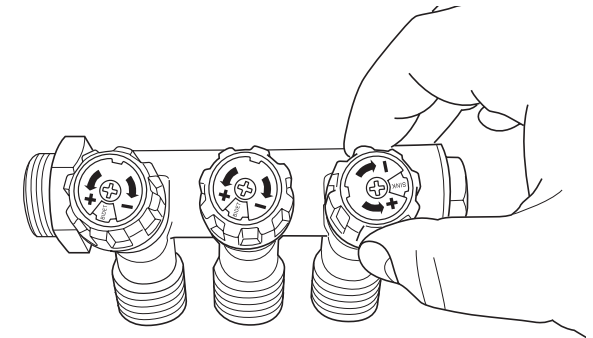
A range of 2, 3 & 4 port potable water manifolds,
with Euroconus connections

Contents

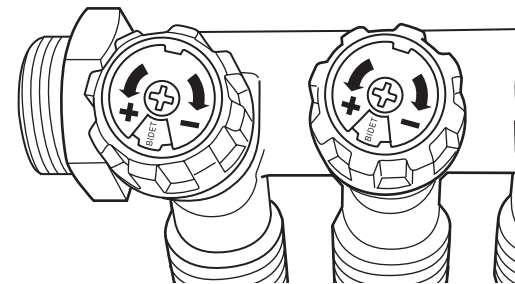
Reliance Worldwide Corporation (UK) Ltd.....	2
General Function.....	3
Specifications.....	3
Euroconus Connections.....	3
Dimensional Information.....	4
Installation Guidance.....	5

Open the isolators on each port, to allow the water to supply each zone.

Please note: The isolators are supplied in the closed position.



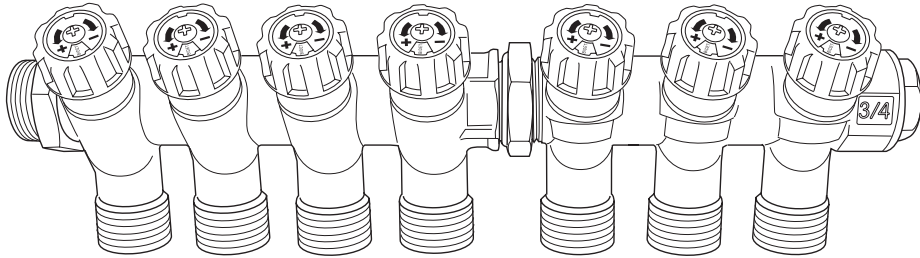
The RWC indices are supplied with the blue side of the indice showing to indicate a cold water application. However by simply removing the securing screw, the indice can be flipped over to reveal the red side, for use on hot water applications.



Finally turn the indice to label the zone name as required.

Installation Guidance

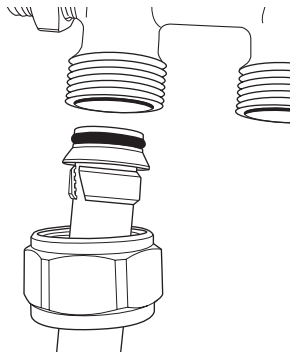
Screw together the manifolds to increase the number of ports.



Position the ports in the same direction. Tighten with the locking nut to seal the connection.

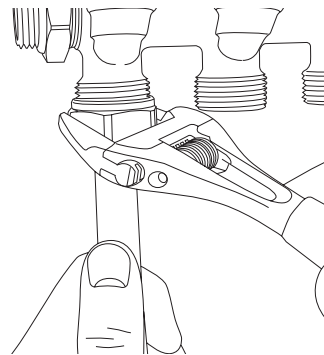
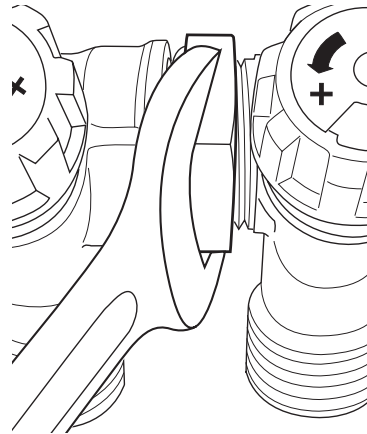
Then connect the manifold to the system using the 3/4" connections.

Tighten the end cap.



Using a suitable Euroconus fitting, supplied separately, insert the pipe into the ports required, paying attention to the orientation of the fitting components.

Tighten the Euroconus fitting with an adjustable spanner to create a seal.



Reliance Worldwide Corporation (UK) Ltd

Reliance Worldwide Corporation (UK) Ltd are part of the Australian based group of companies collectively known as Reliance Worldwide Corporation, with the UK brand known as Reliance Water Controls.

Reliance Worldwide Corporation (UK) Ltd is a specialist in the design, distribution and technical support for temperature and flow controls.

With group offices and manufacturing plants throughout the world RWC offers a wealth of knowledge and expertise which is reflected throughout our products. Being part of many specialised trade associations and having our own UKAS accredited laboratory, makes us at the forefront of any new regulations or changes which impact the industry, and allows for continuous product development and innovation, within our specialised product area.

Our core product range is related to thermostatic control, with the manufacturing undertaken at our head office in Brisbane Australia, we have an extensive range of thermostatic mixing valves, shower control valves, and taps all which use the same high quality technology to control the temperature of water, within this range we have different valves to suit various applications and working parameters, including both TMV2 and TMV3 approved controls.

RWC, are market leaders of OEM controls with a complete range of safety valves for use in G3 unvented systems and a wide range of Underfloor Heating Controls (UFH) to allow for safe distribution of hot water, throughout a property. This range includes; thermostatic control valves for safe hot water temperatures, manifolds to enable even distribution, complete UFH kits to allow ease of installation & commissioning, and a range of modern and stylish programmers to complement these controls.

General Function

The Reliance potable water manifolds are available in either 2, 3 or 4 ports, with a 3/4" Euroconus threaded connection on each outlet.

Each port serves as an isolating valve so that individual zones of the installation served from the manifold can be isolated for servicing. The manifolds can connect together to make a theoretically endless distribution manifold. Supplied complete with an end cap.

Specification

Nominal Flow Temperature: 65°C (Max. 95°C for limited period of use)

Minimum Working Pressure: 0.1 Bar

Maximum Working Pressure

Cold: 10 Bar

Hot (65°C): 6 Bar

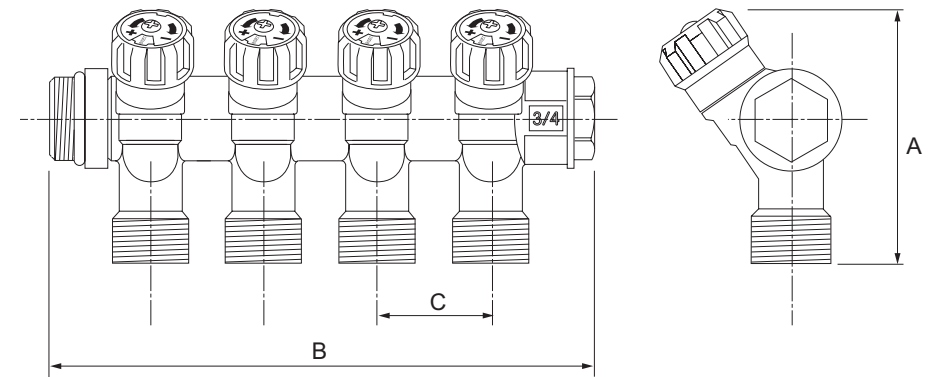
Inlet Connections: 3/4" MBSP

Outlet Connections: 3/4" Euroconus

Euroconus Pipe Connections

Part code:	Product & Size (mm):
MFIT100001	Euroconus Fitting 15 x 2.0
MFIT100002	Euroconus Fitting 16 x 1.5
MFIT100003	Euroconus Fitting 16 x 2.0
MFIT100004	Euroconus Fitting 16 x 2.2
MFIT100005	Euroconus Fitting 17 x 2.0
MFIT100006	Euroconus Fitting 20 x 2.0
MFIT100050	Euroconus Fitting 14 x 2.0
MFIT100052	Euroconus Fitting 16 x 2.25
MFIT100053	Euroconus Fitting 15 x 1.5

Dimensional Information



No of Circuit's	A	B	C
2	68	112	45
3	68	157	45
4	68	202	45

All dimensions shown in mm